

Primary Care Access

DECATUR County

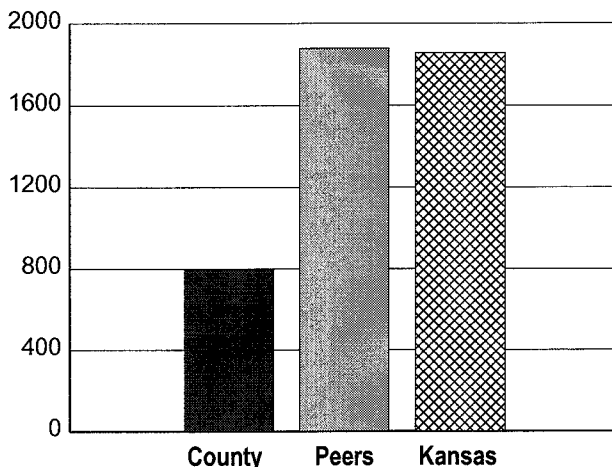
All Physicians (1998 Licensure Survey)

<u>MD FTEs</u>	<u>DO FTEs</u>	<u>Total FTEs</u>	<u>Primary Care FTEs</u>	<u>Percent of Physician FTEs in Primary Care</u>			
				<u>Kansas</u>	<u>Peers</u>	<u>County</u>	<u>Rank</u>
4.95	0.00	4.95	4.15	39.4%	75.0%	83.8%	27

Primary Care Physicians

<u>Licensure Year</u>	<u>Primary Care FTEs</u>	<u>Population to Physician Ratio</u>	<u>Rank</u>
1996	2.09	1,613	73
1997	1.95	1,729	76
1998	4.15	798	104
Population Density Peer Group Ratio (1998):		1,879	
Kansas Ratio (1998):		1,854	

Population to Primary Care Physician Ratio
Based on 1998 Licensure Survey



Underserved Area Designations

Federal Health Professional Shortage Areas (HPSA)

Primary Care HPSA?	<i>Not Designated</i>
Dental HPSA?	<i>Not Designated</i>
Mental Health HPSA?	<i>Whole County</i>

Federal Medically Underserved Areas (MUAs) and Medically Underserved Populations (MUPs)

MUA/MUP Designation? *Partial County*

Kansas Medically Underserved Areas (KMUA)

KMUA Designation? *Critically Underserved*

Rural Health Clinic (RHC) Eligibility

RHC Eligible? **Yes**

Primary Care Clinics Targeting the Medically Underserved

None

Data Sources: Office of Health Care Information and Office of Local and Rural Health, Kansas Department of Health and Environment (1996 - 1999); Kansas Association for the Medically Underserved (1999)

User Notes:

1. FTE: Full-time equivalent
 2. Primary care physicians include the following specialties: Family practice, General practice, Internal Medicine, Obstetrics, Obstetrics & Gynecology, and Pediatrics.
 3. Refer to the *County Health Profile User's Guide* for complete definitions and further explanation of these statistics.
- * No primary care physicians are practicing in this county. County is assigned a rank of "1" for ratio and ratio is not depicted on graph.

County Health Profiles are produced by the Office of Local and Rural Health, Kansas Department of Health and Environment (1999).


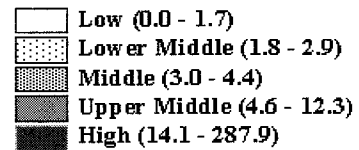
Primary Care Access: Primary Care Physicians 1998



Primary Care Physician FTEs

In 1998, there were 1,373 primary care physician FTEs in Kansas.

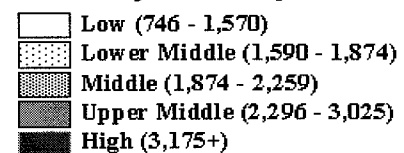
Counties are grouped into quintiles. For example, counties labeled as "High" are among the 20% of Kansas counties with the highest number of primary care physician FTEs.



Population to Primary Care Physician Ratio

In 1998, Kansas had a ratio of 1,854 persons per primary care physician FTE.

Counties with no primary care physician FTEs have been assigned to the "High" group for the purposes of this map.



Data Sources: Office of Health Care Information and Office of Local and Rural Health, Kansas Department of Health and Environment (1998)